

Scaled data based on original data using
LM-79-08 Approved Method: Electrical and Photometric Measurements of Solid-
State Lighting Products

Test Report Prepared for
Cooper Lighting Solutions
(formerly Eaton)

Brand: McGRAW-EDISON

Report Number: P821223

Luminaire Tested: **TT-D3-735-24VDC-DL**

Issue Date: 5/19/2020



Test Information

Test Method: LM-79-08
Report Number: P821223
TEST IS SCALED FROM IESNA LM-79-08 TEST DATA (G3-1908-473-26)
Test Lab: INNOVATION CENTER
Issue Date: 5/19/2020
Manufacturer: COOPER LIGHTING SOLUTIONS (FORMERLY EATON)
Product Line: MCGRAW-EDISON
Catalog Number: TT-D3-735-24VDC-DL
Description: TOPTIER LED PARKING GARAGE LUMINAIRE
3500K, 70 CRI LEDS AND DRIVE LANE DISTRIBUTION
Light Source: -
Ballast/Driver: ELECTRONIC DRIVER

Summary

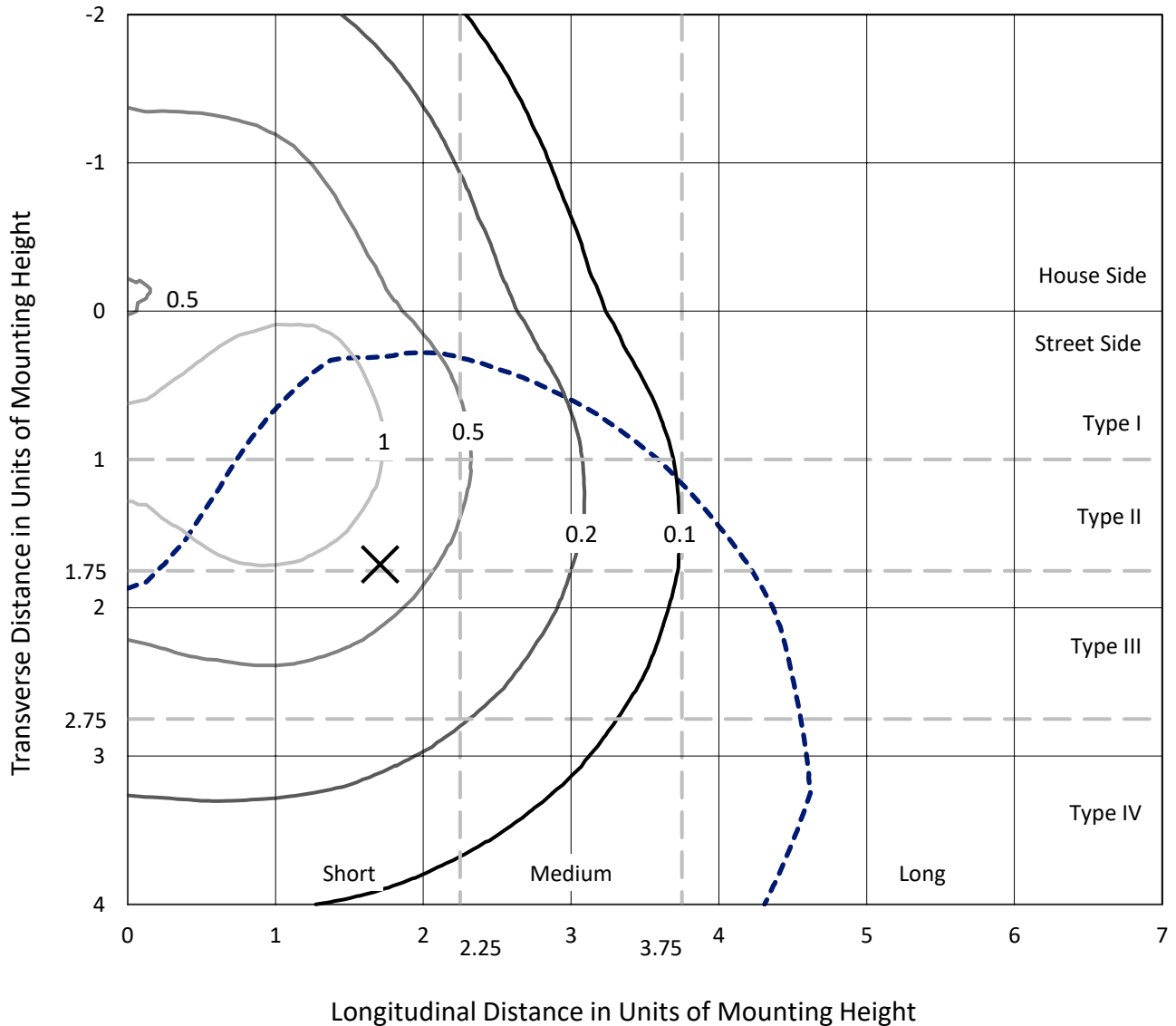
Lumens per Lamp: N/A
Luminaire Lumens: 5055 lumens
Efficiency: N/A
Efficacy: 109.9 lumens/watt
Luminous Opening: Circular (Dia: 1.12' x H: 0')
IES Classification: Type IV - Short
BUG Rating: B2 - U0 - G3

Input Watts (W): 46
Input Voltage (V): NR
Input Current (A_{in}): NR
Voltage Rise (V): NR
Power Factor: NR
Total Harmonic Distortion (THDi): NR
Frequency (hertz): 60
Stabilization Time: NR
Operation Time: NR
Ambient Temperature (°C): NR
Test Distance: 25 FT

REPORT NUMBER: P821223
 CATALOG NUMBER: TT-D3-735-24VDC-DL

Iso-Footcandle Lines of Horizontal Illumination

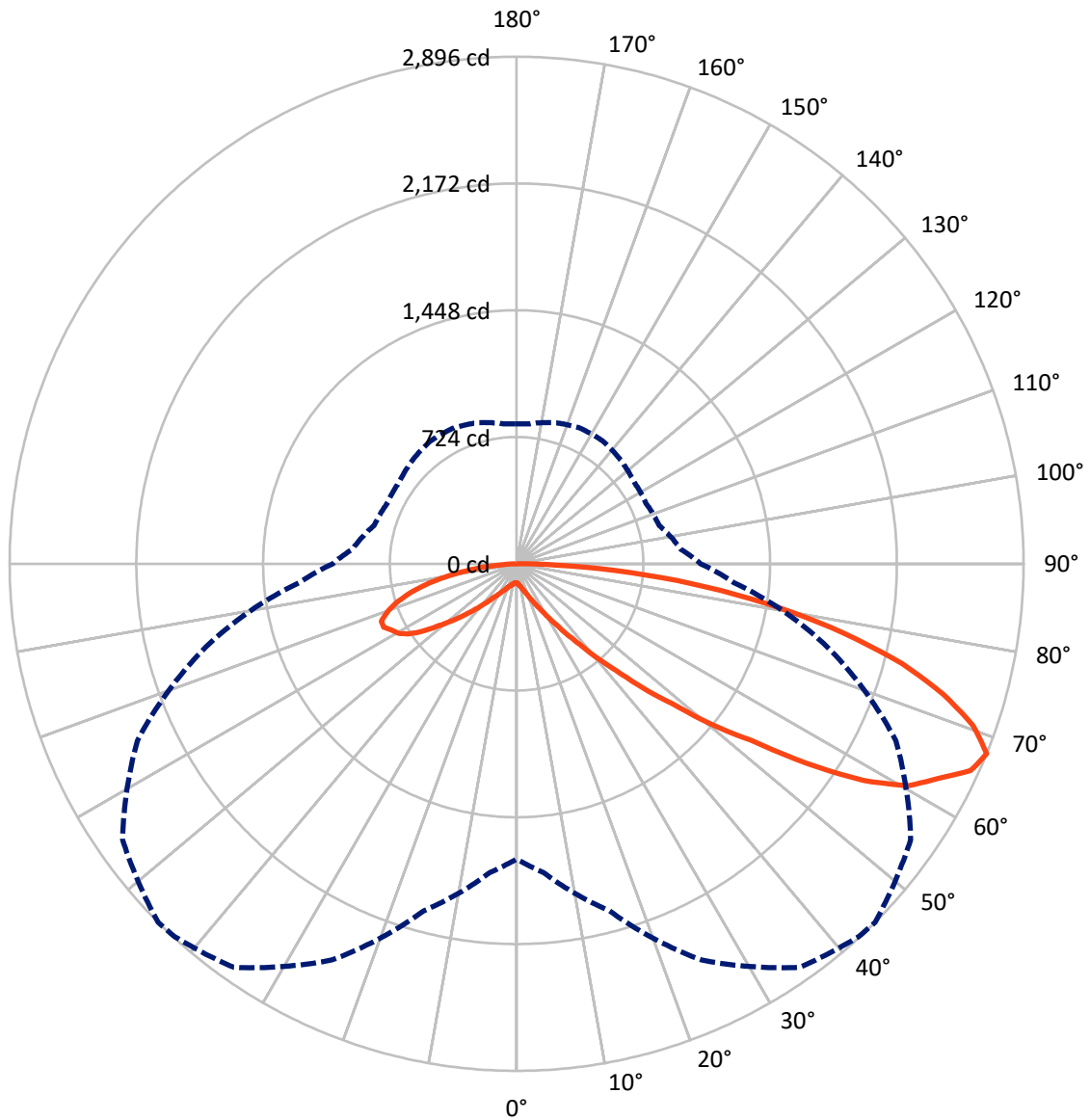
✕ Max cd
 - - - 1/2 Max cd



Based on 15 foot mounting height. Maximum calculated value = 1.7 fc
 Type IV - Short - N/A

REPORT NUMBER: P821223
CATALOG NUMBER: TT-D3-735-24VDC-DL

Luminous Intensity Polar Plot



— Vertical Plane Through 45-Deg Lateral - - - Horizontal Cone Through 67.5-Deg Vertical

REPORT NUMBER: P821223
 CATALOG NUMBER: TT-D3-735-24VDC-DL

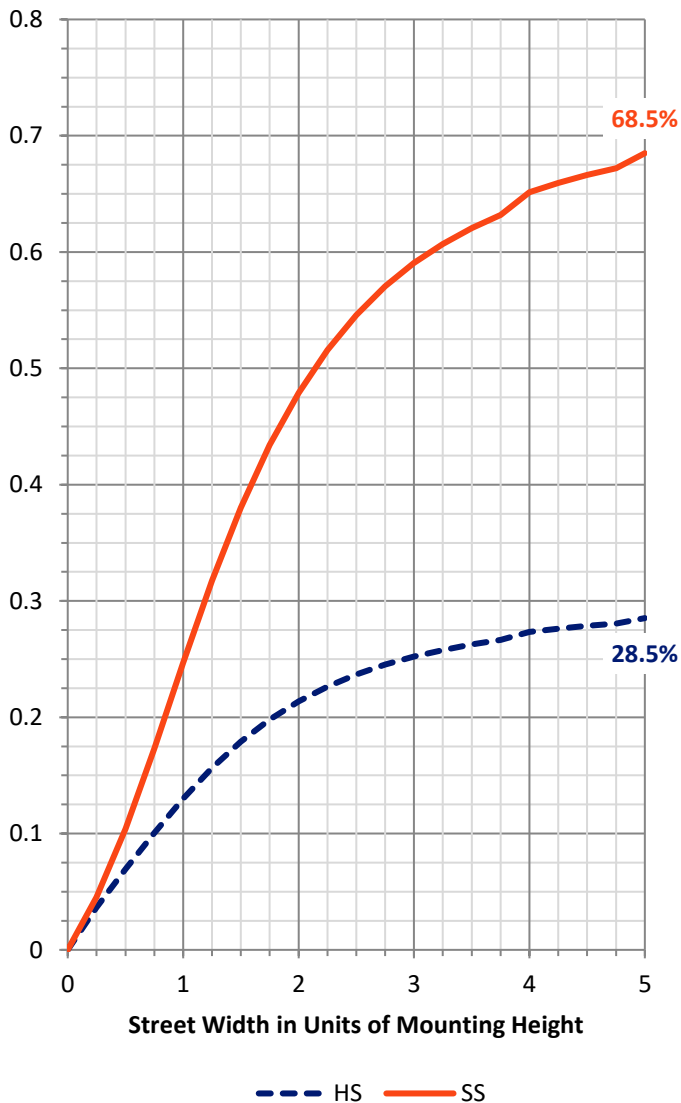
FLUX DISTRIBUTION:

		Downward	Upward	Total
House Side	Lumens	1473.0	0.0	1473.0
	% Fixture	29.1	0.0	29.1
Street Side	Lumens	3582.0	0.0	3582.0
	% Fixture	70.9	0.0	70.9
Total	Lumens	5055.0	0.0	5055.0
	% Fixture	100.0	0.0	100.0

Coefficient of Utilization

ZONAL LUMENS:

Zone	Lumens	% Fixture
0°-10°	11.3	0.2
10°-20°	41.9	0.8
20°-30°	99.2	2.0
30°-40°	224.4	4.4
40°-50°	500.3	9.9
50°-60°	1005.9	19.9
60°-70°	1477.4	29.2
70°-80°	1299.1	25.7
80°-90°	395.5	7.8
90°-100°	0.0	0.0
100°-110°	0.0	0.0
110°-120°	0.0	0.0
120°-130°	0.0	0.0
130°-140°	0.0	0.0
140°-150°	0.0	0.0
150°-160°	0.0	0.0
160°-170°	0.0	0.0
170°-180°	0.0	0.0
0°-90°	5055.0	100.0
0°-180°	5055.0	100.0

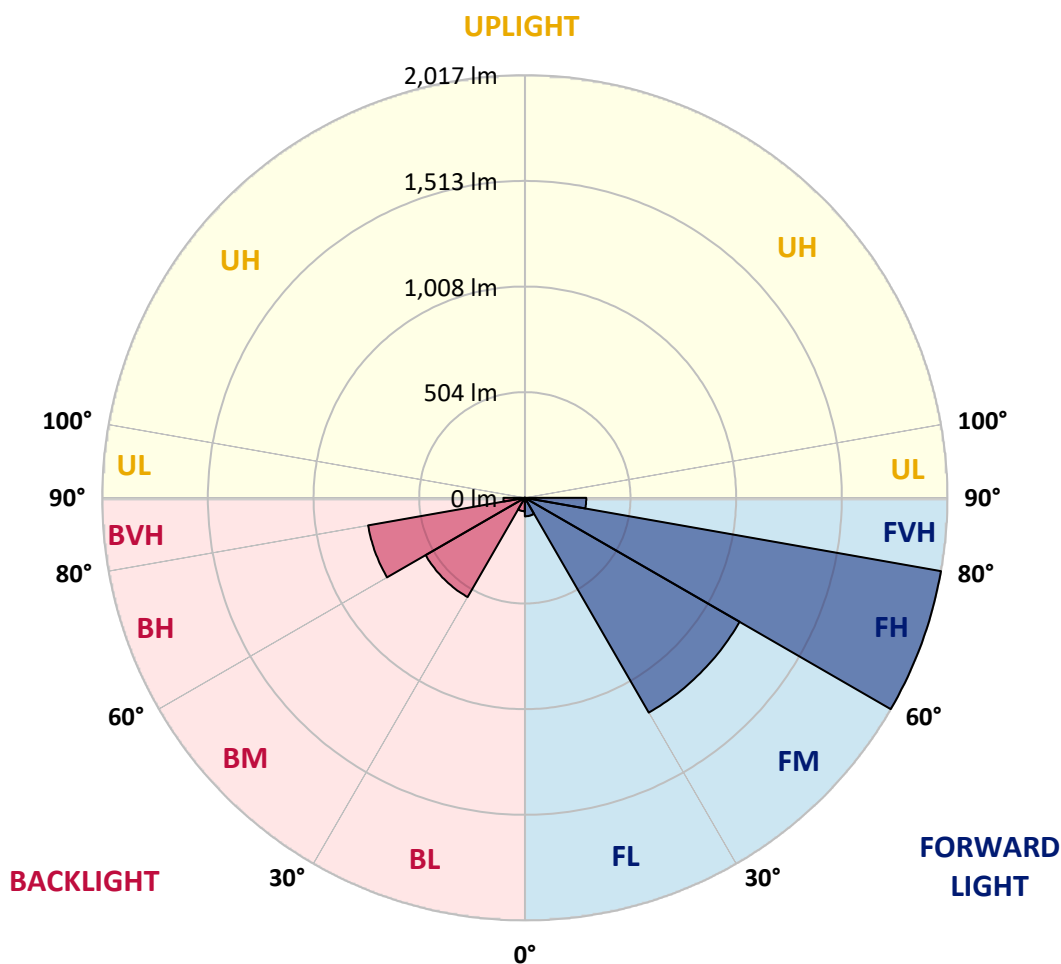


REPORT NUMBER: P821223
 CATALOG NUMBER: TT-D3-735-24VDC-DL

LUMINAIRE CLASSIFICATION SYSTEM LUMEN TABLE AND BUG RATING:

Zone	Lumens	% Fixture	Zone Rating/Lumen Limit		
			B	U	G
FL (0°-30°)	88.3	1.7			
FM (30°-60°)	1183.8	23.4			
FH (60°-80°)	2016.9	39.9			G2/5000
FVH (80°-90°)	293.0	5.8			G3/500
BL (0°-30°)	64.1	1.3	B0/110		
BM (30°-60°)	546.9	10.8	B1/1000		
BH (60°-80°)	759.6	15.0	B2/1000		G2/1000
BVH (80°-90°)	102.4	2.0			G2/225
UL (90°-100°)	0.0	0.0		U0/0	
UH (100°-180°)	0.0	0.0		U0/0	

BUG Rating: B2-U0-G3
 Type IV Short





REPORT NUMBER: P821223

CATALOG NUMBER: TT-D3-735-24VDC-DL

CANDELA DISTRIBUTION (FULL):

	0°	5°	15°	25°	35°	42.5°	45°	55°	65°	75°	85°
0°	109.6	109.6	109.6	109.6	109.6	109.6	109.6	109.6	109.6	109.6	109.6
2.5°	114.4	113.4	113.4	113.4	112.5	112.5	112.5	112.5	111.5	111.5	111.5
5°	121.0	120.0	121.0	119.1	118.2	118.2	117.2	117.2	116.3	115.3	114.4
7.5°	130.4	129.5	129.5	127.6	126.7	125.7	125.7	123.8	122.9	121.0	119.1
10°	140.8	140.8	139.9	138.9	137.1	135.2	135.2	132.3	131.4	128.6	125.7
12.5°	153.1	153.1	153.1	151.2	149.3	148.4	146.5	144.6	141.8	137.1	134.2
15°	168.3	168.3	168.3	166.4	164.5	162.6	161.6	157.9	153.1	148.4	142.7
17.5°	187.2	185.3	185.3	183.4	181.5	180.5	178.6	174.9	168.3	162.6	155.0
20°	208.0	207.0	206.1	206.1	204.2	202.3	201.3	195.7	188.1	177.7	168.3
22.5°	231.6	230.6	230.6	232.5	231.6	228.7	228.7	220.2	209.8	197.6	183.4
25°	260.9	259.9	261.8	265.6	265.6	263.7	260.9	252.4	237.3	220.2	203.2
27.5°	293.0	292.1	295.9	302.5	304.4	301.5	299.6	290.2	273.2	250.5	225.9
30°	331.8	332.7	343.1	350.7	355.4	353.5	352.6	342.2	314.8	288.3	256.2
32.5°	379.0	376.2	389.4	401.7	410.2	415.0	412.1	399.8	376.2	334.6	294.0
35°	429.1	430.1	446.2	464.1	484.0	485.9	491.5	479.2	447.1	397.9	341.2
37.5°	494.4	486.8	507.6	541.6	565.3	586.0	582.3	574.7	536.9	471.7	394.2
40°	553.0	551.1	580.4	627.6	671.1	701.4	705.1	695.7	645.6	553.0	450.9
42.5°	620.1	625.7	666.4	731.6	797.8	841.3	830.9	826.1	767.5	649.4	528.4
45°	688.1	707.0	759.0	853.5	931.1	993.4	1011.4	995.3	923.5	801.6	626.7
47.5°	770.4	795.9	860.2	987.8	1114.4	1187.2	1191.0	1239.2	1130.5	948.1	728.8
50°	879.1	890.4	980.2	1136.2	1310.1	1412.2	1441.5	1442.4	1333.7	1095.5	844.1
52.5°	985.9	994.4	1112.5	1313.9	1550.2	1666.5	1673.1	1709.9	1561.5	1333.7	1009.5
55°	1114.4	1110.7	1273.2	1515.2	1794.1	1963.3	2012.4	2062.5	1873.5	1521.8	1104.0
57.5°	1239.2	1233.5	1429.2	1746.8	2127.7	2296.0	2336.6	2300.7	2020.0	1600.3	1150.4
60°	1354.5	1374.4	1612.6	2003.0	2385.8	2546.5	2573.9	2476.5	2114.5	1660.8	1179.7
62.5°	1474.6	1514.3	1802.6	2216.6	2583.3	2698.7	2700.5	2586.2	2272.4	1778.0	1275.1
65°	1587.1	1650.4	1950.0	2399.0	2721.3	2836.7	2849.9	2746.9	2427.4	1880.1	1291.2
67.5°	1686.3	1770.4	2052.1	2497.3	2814.9	2889.6	2896.2	2747.8	2390.5	1838.5	1246.8
70°	1766.6	1834.7	2115.4	2499.2	2749.7	2770.5	2765.8	2607.9	2288.4	1756.3	1172.1
72.5°	1797.8	1853.6	2085.2	2382.0	2557.8	2553.1	2549.3	2403.7	2120.2	1619.2	1064.3
75°	1753.4	1769.5	1919.8	2131.5	2243.0	2269.5	2273.3	2141.9	1860.2	1416.0	913.1
77.5°	1570.0	1561.5	1676.9	1816.7	1900.9	1919.8	1916.0	1806.3	1559.6	1176.8	765.6
80°	1244.9	1262.8	1334.7	1427.3	1511.4	1532.2	1519.0	1435.8	1213.7	917.8	587.9
82.5°	870.6	892.3	952.8	1022.7	1086.1	1086.1	1098.4	1018.0	860.2	658.8	411.2
85°	469.8	457.5	523.7	603.1	648.4	656.9	661.7	635.2	532.2	397.9	243.9
87.5°	77.5	83.2	103.0	157.9	179.6	208.0	221.2	173.0	104.9	67.1	49.2
90°	0.0	0.0	0.0	0.0	0.0	0.0	0.0	0.0	0.0	0.0	0.0



REPORT NUMBER: P821223
 CATALOG NUMBER: TT-D3-735-24VDC-DL

CANDELA DISTRIBUTION (continued):

	90°	95°	105°	115°	125°	135°	145°	155°	165°	175°	180°
0°	109.6	109.6	109.6	109.6	109.6	109.6	109.6	109.6	109.6	109.6	109.6
2.5°	111.5	110.6	109.6	108.7	108.7	107.8	107.8	107.8	108.7	108.7	108.7
5°	114.4	113.4	112.5	111.5	109.6	109.6	109.6	109.6	109.6	109.6	109.6
7.5°	119.1	117.2	116.3	114.4	112.5	112.5	111.5	111.5	111.5	112.5	111.5
10°	124.8	122.9	121.0	118.2	117.2	116.3	115.3	115.3	116.3	116.3	115.3
12.5°	131.4	130.4	126.7	123.8	121.9	121.0	120.0	121.0	120.0	121.0	121.0
15°	140.8	138.0	133.3	130.4	127.6	126.7	125.7	126.7	126.7	127.6	126.7
17.5°	151.2	147.5	142.7	138.0	134.2	133.3	133.3	133.3	134.2	135.2	134.2
20°	163.5	158.8	152.2	146.5	142.7	141.8	141.8	142.7	143.7	144.6	144.6
22.5°	175.8	172.0	162.6	155.0	153.1	152.2	151.2	153.1	155.0	156.0	156.9
25°	194.7	187.2	175.8	167.3	163.5	163.5	164.5	166.4	167.3	169.2	168.3
27.5°	214.6	206.1	191.9	180.5	177.7	176.8	178.6	180.5	184.3	184.3	183.4
30°	242.0	227.8	209.8	199.4	191.9	192.8	195.7	198.5	202.3	204.2	204.2
32.5°	273.2	258.0	233.5	217.4	213.6	214.6	215.5	220.2	224.0	227.8	225.0
35°	313.8	294.9	264.7	246.7	237.3	236.3	240.1	245.8	249.5	251.4	251.4
37.5°	358.2	333.7	295.9	280.7	269.4	268.4	269.4	274.1	278.8	280.7	284.5
40°	412.1	381.9	337.4	312.9	304.4	302.5	306.3	312.9	312.9	315.7	316.7
42.5°	478.3	439.5	390.4	358.2	347.8	347.8	346.9	352.6	352.6	352.6	350.7
45°	562.4	518.9	454.7	421.6	403.6	394.2	397.0	393.2	392.3	395.1	386.6
47.5°	643.7	588.9	513.3	477.3	459.4	453.7	443.3	440.5	435.8	435.8	423.5
50°	738.2	670.2	597.4	546.3	529.3	513.3	504.8	491.5	477.3	474.5	469.8
52.5°	896.1	811.0	696.6	641.8	598.3	582.3	562.4	545.4	528.4	515.2	522.7
55°	960.4	873.4	764.7	711.8	681.5	666.4	629.5	606.8	581.3	562.4	572.8
57.5°	992.5	898.0	796.8	757.1	748.6	734.4	707.0	668.3	639.0	615.3	617.2
60°	1010.5	911.2	813.8	777.9	773.2	782.7	768.5	742.0	696.6	673.0	670.2
62.5°	1079.5	975.5	862.1	811.0	800.6	807.2	811.0	794.9	757.1	725.9	717.4
65°	1093.6	983.0	871.5	838.4	839.4	841.3	844.1	827.1	808.2	769.4	761.9
67.5°	1051.1	942.4	843.2	815.7	817.6	839.4	856.4	855.4	834.6	801.6	798.7
70°	986.8	881.0	789.3	764.7	769.4	789.3	826.1	845.0	841.3	819.5	824.2
72.5°	886.6	792.1	711.8	692.9	704.2	723.1	758.1	792.1	812.0	816.7	827.1
75°	769.4	693.8	618.2	606.8	615.3	637.1	669.2	708.9	752.4	776.0	782.7
77.5°	635.2	566.2	510.4	502.9	515.2	535.0	567.1	598.3	647.5	689.1	698.5
80°	497.2	437.6	397.9	391.3	398.9	415.9	440.5	466.0	513.3	545.4	550.1
82.5°	345.0	309.1	283.6	279.8	284.5	291.1	311.0	334.6	361.1	386.6	389.4
85°	200.4	177.7	171.1	165.4	175.8	175.8	180.5	193.8	207.0	208.9	214.6
87.5°	36.9	35.0	35.9	26.5	33.1	23.6	23.6	30.2	22.7	26.5	21.7
90°	0.0	0.0	0.0	0.0	0.0	0.0	0.0	0.0	0.0	0.0	0.0

(END OF REPORT)